

INSERT+ 1 V GLASS

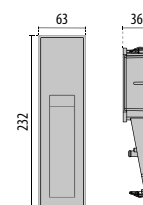


Scan the QR-code for
the latest information

☐ WH-87 / White / Textured

Series of wall recessed luminaires for indoor and outdoor ,comprising:



- Die-cast aluminium housing, polyester powder coat finish ISO 9227/12944 - ISO 9223 (C5)
- Inner satin toughened flat glass diffuser
- Anti-ageing custom moulded silicone sealing gasket(s)
- Stainless steel springs for quick connection to recessed box
- Driver On Board 220-240V 50/60Hz LED module protected against surges up to 500 V
- Use of protection against voltage surges that may be on the electrical line is recommended in order to protect the appliances
- No visible screws
- Recessed box to be ordered separately
- The recessed box removable cover features two integral spirit levels for installation ease
- GLASS versions have a front diffuser in toughened and screen printed glass



INSERT+ 1 V GLASS

INSERT+ 1 V GLASS

IP65 - IK06

LUMINAIRE WATTAGE (W)	CLASS	ENEC	CRI	KELVIN	OPTIC	BEAM ANGLE	LIGHTSOURCE LUMEN OUTPUT (lm)	LUMINAIRE LUMEN OUTPUT (lm)	COLOUR / FINISH	PART NUMBER	UKCA
Power LED 220-240 V 50/60 Hz											
4	I	-	80	4000	S/EW	-	418	98		3118541	✓
4	I	-	80	3000	S/EW	-	377	92		3118538	✓



Mandatory accessories

DESCRIPTION	COLOR	PART NUMBER	UKCA
INSERT+ 1 V GLASS			
Recessed box INSERT+ 1		310475	✓



310475